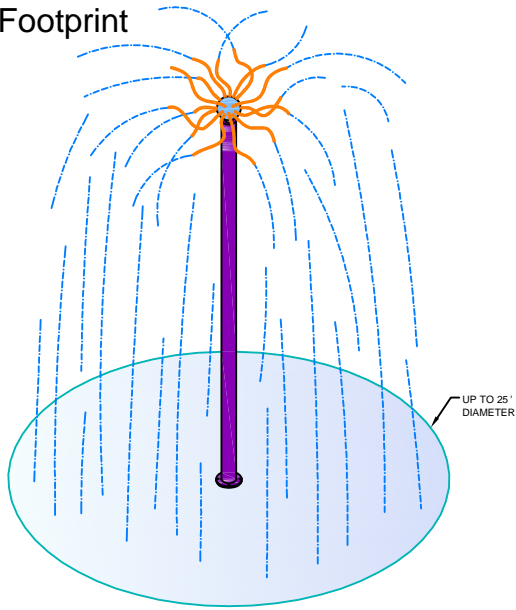
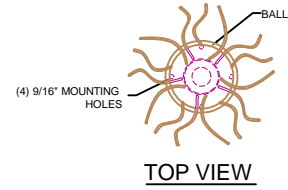


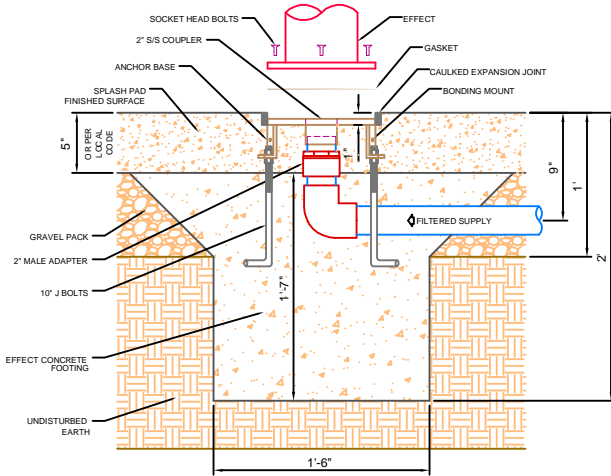
## Effect Footprint



## Noodle Tower



## Anchor Assembly



## Specifications

**Materials:**

Body - All Stainless Steel construction.  
Anchor Flange & Fasteners - All Stainless Steel Construction.

**Finish:**

Polane HS plus an industrial urethane finish that is resistant to chlorine & is UV stabilized.

**Hydraulics:**

12 GPM @ 20 PSI.

**Supply Line:**

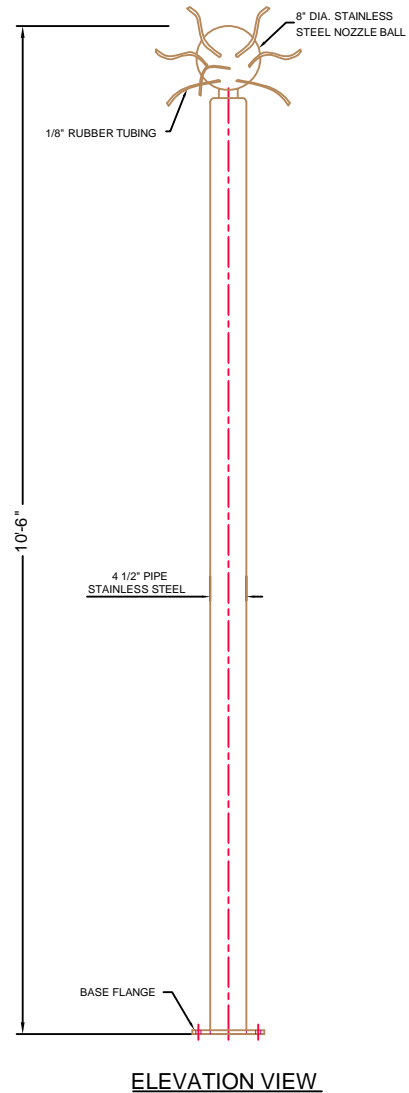
Minimum 2"

**Colors:**

Red, Blue, Yellow, White, Forest Green, Sea Blue, Pink, Orange, Light Green, Brown, Black & Purple.

**Controller:**

Not Required.



# Noodle Tower Water Feature



St. Louis, MO \* Chicago, IL  
800-932-3123  
Fax 636-376-3242

PN - 11027

DATE: 1/6/09

SCALE: 1/2" = 1'

WWW.WATERWORKSINTERNATIONAL.COM