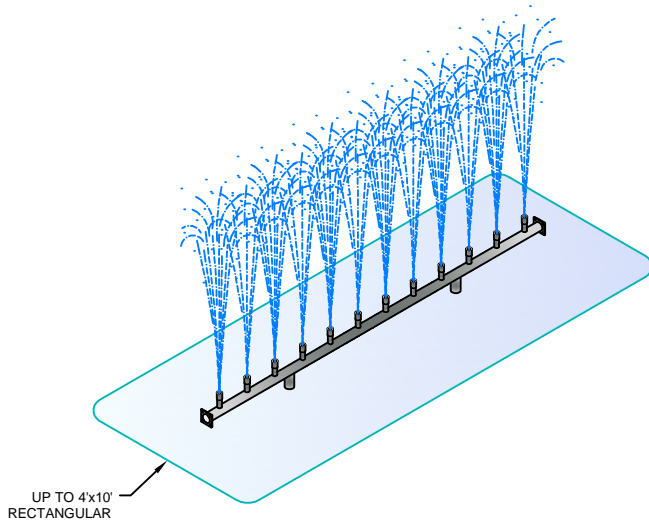
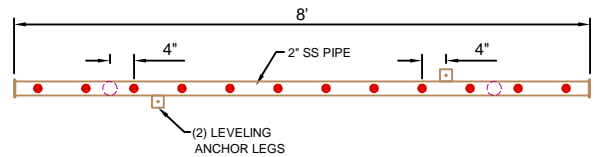


Effect Footprint

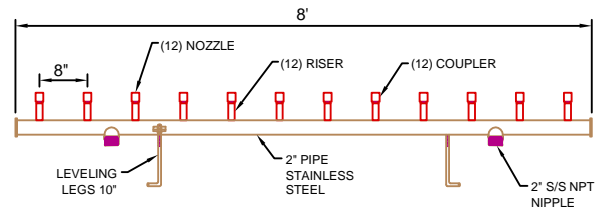
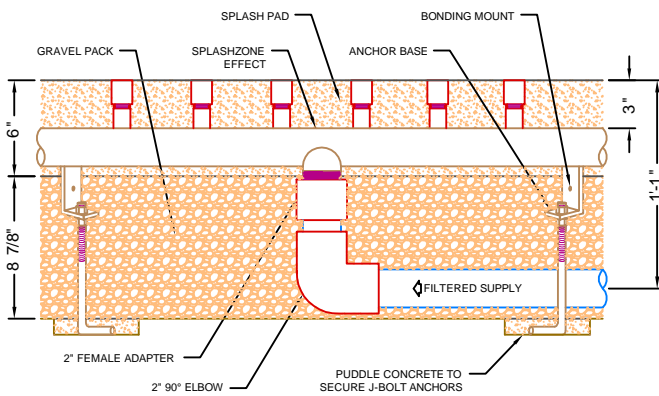


8' Hydro Rail



TOP VIEW

Anchor Assembly



ELEVATION VIEW

Specifications

Mounting:

Top of nozzles are flush with finish surface. Body is completely buried in concrete.

Materials:

Body - All Stainless Steel construction.
Anchor Flange & Fasteners - All Stainless Steel Construction.

Hydraulics:

48 GPM @ 20 PSI.

Supply Line:

Minimum 2"

Controller:

Required - Two solenoid inputs.

8' Hydro Rail Water Feature



St. Louis, MO * Chicago, IL
800-932-3123
Fax 636-376-3242

PN - 12225

DATE: 1/7/09

SCALE: 3/8" = 1'

WWW.WATERWORKSINTERNATIONAL.COM